

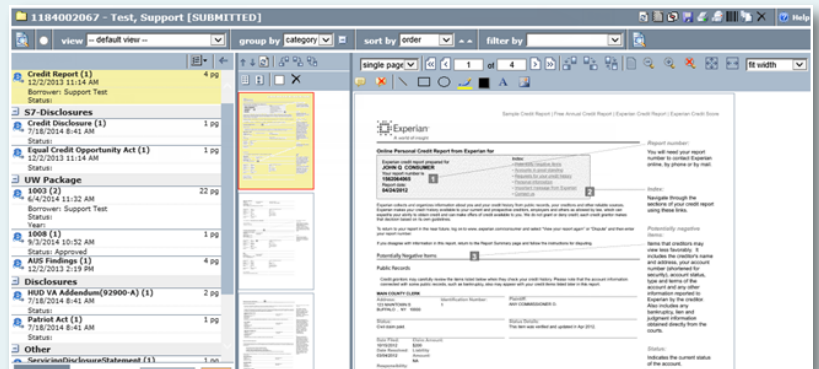
# GET CONNECTED

# MGIC

## Send Documents to MGIC through MortgagebotLOS™ ImageFlow

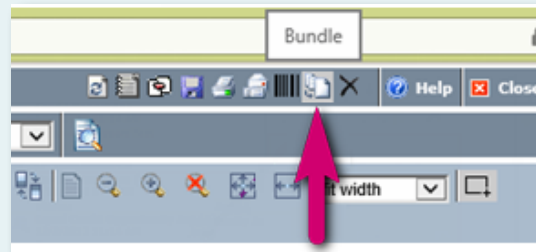
### 1. Access Loan

From within MortgagebotLOS ImageFlow, navigate to the loan you wish to send to MGIC.



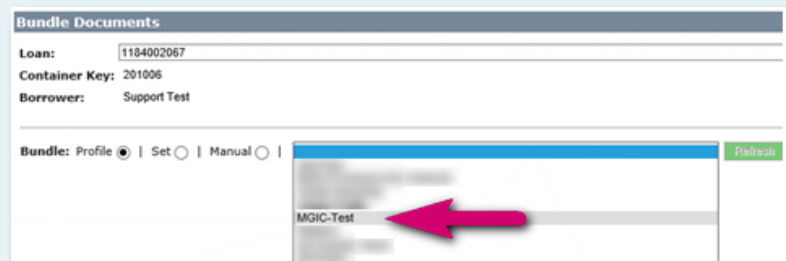
### 2. Click Bundle

On the top, click the **Bundle** icon.



### 3. Choose Bundle

In the **Bundle Documents** section, select the bundle created for sending documents to MGIC.



#### 4. Enter Loan Info

Fill out the form and its bolded required fields. Click **Send Bundle**.

Here are the fields and their descriptions or available options:

Field	Notes and Values
<b>Master Policy Number</b>	The number we assigned to you
<b>Branch City and State</b>	City and State for your branch
<b>Contact Email</b>	Email address of the contact person at your company
<b>Contact Phone</b>	Phone number of the contact person at your company
<b>Contact Full Name</b>	First and Last name of the contact person at your company
<b>Contact fax</b>	Fax number of the contact person at your company
<b>Request Type</b>	MI Order Contract UW Trailing Doc Post Closing
<b>Return Docs Via</b>	Email Fax None
<b>MI Certificate Id (if known)</b>	Optional field if you already know the MI Certificate ID
<b>Coverage Percent</b>	Enter the Coverage Percent for the loan
<b>Premium Plan</b>	Annual Monthly Single Premium Split75 Split100 Split125 Split150 Split175 Split200
<b>Premium Paid By</b>	Borrower-Paid Lender-Paid
<b>Renewal Type</b>	Constant Declining
<b>Refund Option</b>	Non-Refundable Refundable
<b>Financed Amt. of MI (if applicable)</b>	Financed amount of MI
<b>Employee Relocation Loan</b>	No Yes
<b>File Handling Notes (be brief)</b>	Any notes you want to include with the file delivery

Bundle: Profile | Set | Manual | MGIC-Test

Profile Information  
 Profile Name: MGIC-Test Profile Id: 2141120213243985007  
 Template Name: MGIC - Test Delivery Type:  
 Description:

Document Selection: Profile | --use documents defined in profile --  
 Document Results: Matching Documents: 3 Missing Documents: 0

Exists	Req	Document Type	Status Message
<input type="checkbox"/>	<input type="checkbox"/>	1003 (Loan Application)	
<input type="checkbox"/>	<input type="checkbox"/>	1008 (Transmittal Summary)	
<input type="checkbox"/>	<input type="checkbox"/>	Credit Report	

**Override Settings**

Master Policy Number: 531651  
 Branch City and State: San Diego CA  
 Contact Email: testuser@testcompany.net  
 Contact Phone: 1-858-555-1212  
 Contact Full Name: Test User  
 Contact fax: 1-858-555-1213  
 Request Type: MI Order  
 Return Docs Via: Email  
 MI Certificate Id (if known):  
 Coverage Percent: 25%  
 Premium Plan: Annual  
 Premium Paid By: Borrower Paid  
 Renewal Type: Constant  
 Refund Option: Non-Refundable  
 Financed Amt. of MI (if applicable):  
 Employee Relocation Loan: No  
 File Handling Notes (be brief):

Generate for Download only:  **Send Bundle**

#### 5. View Confirmation

A dialog box confirms that the bundle was sent to MGIC successfully.

Transfer Success: True  
 Transfer Start Time: 12/3/2014 4:17:57 PM  
 Transfer End Time: 12/3/2014 4:18:01 PM  
 Total Time (sec): 3.7333984

**Bundle Download Options**  
[Download Bundle Package](#)

© 2018 Finastra. All rights reserved. MortgagebotLOS is a trademark of Finastra group companies. All other product names or brand names are trademarks and/or service marks of their respective owners.

#### Contacts:

**MGIC**  
 Integration Services  
 integration\_services@mgic.com  
 1-888-644-2334

Your MGIC representative  
 mgic.com/contact

For MortgagebotLOS support,  
 call 1-800-274-7287.