

GET CONNECTED

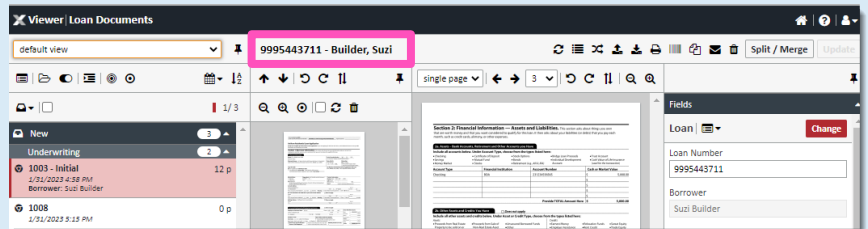


Send Documents to MGIC through Finastra Fusion MortgagebotLOS™ ImageFlow

Last Revised Date: 01/26/2023

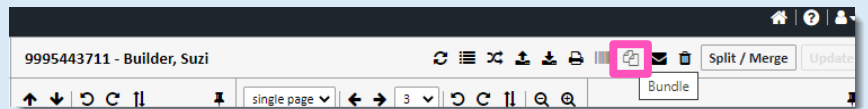
1. Access Loan

From within Fusion MortgagebotLOS ImageFlow, navigate to the loan you wish to send to MGIC.



2. Click Bundle

On the top, click the **Bundle** icon.



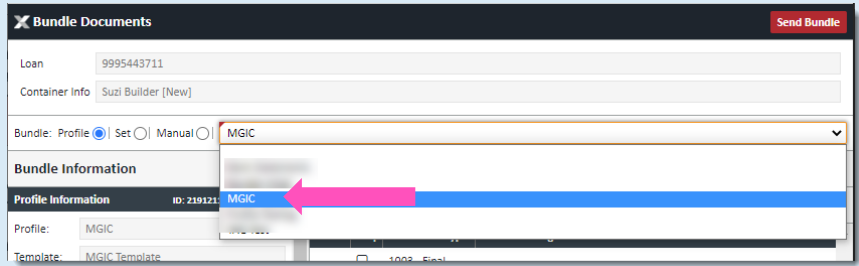
3. Choose Bundle

Contacts: MGIC Integration Services
integration_services@mgic.com 1-888-644-2334

Your MGIC Representative
mgic.com/contact

#23-18069
01/26/2023

In the **Bundle Documents** section, select the bundle created for sending documents to MGIC.



4. Enter Loan Info

Fill out the form and its bolded required fields. Click **Send Bundle**.

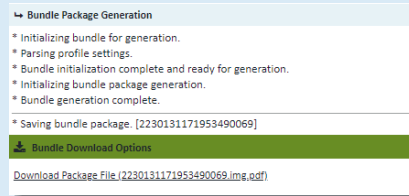
Here are the fields and their descriptions or available options:

Field	Notes and Values
Master Policy Number	The number we assigned to you
Branch City and State	City and State for your branch
Contact Email	Email address of the contact person at your company
Contact Phone	Phone number of the contact person at your company
Contact Full Name	First and Last name of the contact person at your company
Contact fax	Fax number of the contact person at your company
Request Type	MI Order Contract UW Trailing Doc Post Closing
Return Docs Via	Email Fax None
MI Certificate Id (if known)	Optional field if you already know the MI Certificate ID
Coverage Percent	Enter the Coverage Percent for the loan
Premium Plan	Annual Monthly Single Premium Split75 Split100 Split125 Split150 Split175 Split200
Premium Paid By	Borrower-Paid Lender-Paid
Renewal Type	Constant Declining
Refund Option	Non-Refundable Refundable
Financed Amt. of MI (if applicable)	Financed amount of MI
Employee Relocation Loan	No Yes
File Handling Notes (be brief)	Any notes you want to include with the file delivery

Loan: 9995443711
 Container Info: Suzi Builder [New]
 Bundle: Profile (selected) | Set | Manual | MGIC
 Bundle Information
 Profile Information ID: 2191211204129690019
 Profile: MGIC
 Template: MGIC Template
 Delivery: download
 Description:
 Override Properties
 Master Policy Number
 Lender Name
 Branch City and State
 Contact Email
 Contact Phone
 Contact Full Name
 Contact Fax
 Request Type: MI Order
 Return Docs Via
 MI Certificate Id (if known)
 Coverage Percent
 Premium Plan
 Premium Paid By
 Renewal Type
 Refund Option
 Financed Amt. of MI (if applicable)
 Employee Relocation Loan: No
 File Handling Notes (be brief)

5. View Confirmation

A dialog box confirms that the bundle was sent to MGIC successfully.



© 2018 Finastra. All rights reserved. Fusion MortgagebotLOS™ is a trademark of Finastra. All other product names or brand names are trademarks and/or service marks of their respective owners.